

# The Bullion Express

## 黃金快訊

訊滙金融集團有限公司印製

編撰：(余春生)

Sincere Finance Holding Limited

Compiled By: Daniel Yue

電話 Tel : 3180-8803

網址 Web : [www.31808888.com](http://www.31808888.com)

### 市場動態

### 報佳音

還未到聖誕節，美國初領失業救濟金人數在感恩節前夕報佳音，報 199K，為 1969 年登陸月球以來最佳成績，可喜可賀！使金價到了關鍵時刻。華爾街最新之圖表統計結果，有別教科書及教學網站所示；不能再用上一個世紀的那套來炒今天的市場。牛市及熊市分界線不再以升跌 20% 為準，也不再以 200 或 250 平均線來做分界。上述理論根據最新統計結果經已無效，必需完全放棄！而是以 50-SMA 穿越 200-SMA 為分界線。但必需要有 5% 之突破方始有效，金價正處於這關鍵時刻；是牛是熊尚未有定論(請參閱附錄)。

美匯毫無疑問早已進入牛市，黃金則因為炒通漲而上升，美匯及股市升勢只會推低金價；暫時仍要觀望牛熊分界之去向。每日做一單，好過去打工！每日做對沖，好過等財爺派錢！阻力位在 1815 及 1834；支持位 1777 及 1760。

Daily Trading : 每日一單 :	BUY at sight 現水位 入貨 1793.00	Profit At 獲利 1808.00	Stop Loss 止蝕 1788.00	Previous Day 上日利潤 -5 本年累積利潤 +257
Hedging: (Buy & sell simultaneously) 對沖單 : (同時買入及沽出)	1793.00 1792.50	1808.00 1775.50	1788.00 1797.50	買止5沽吃0 Buy cuts 5 Sell wins 0 Profit 利潤-5
The essence of Daily Trading must base upon profit \$15 to stop loss of \$5, some take profit at going for \$2 or \$3, but keep on stop loss of \$5. Thus is doomed to fail, but misled of following a strategy of doom to win. Ratio 15-5 must be kept, don't just follow other to lose and dare not follow to win.				
Risk disclosure: Price can go up and down at any moment, trade and bear the risk according to your own capital; all suggestions are for reference only, final decision still lies upon investors.				

# БУЛЬИОН ЭКСПРЕСС

2021 年 11 月 25 日(星期四)

本刊自 2015 開始被翻譯成俄羅斯文在歐洲同步發行 This bulletin is being translated into Russian since

Annual Profit of past years 投資策略往績 (利潤不包手續費profit excluding commission)								
每日一單 Daily Trading			對沖單 Hedging					
年份Year	價位Price tag	利潤Profit	年份Year	價位Price tag	利潤Profit	年份Year	價位Price tag	利潤Profit
2021	+US\$257	HK200,460	2012	+US\$111.90	HK 87,282	2021	+US\$464	HK361,920
2020	+US\$774	HK603,720	2011	+US\$629.90	HK 491,322	2020	+US\$682	HK531,960
2019	+US\$300	HK234,000	2010	+US\$169.90	HK 132,522	2019	+US\$455.5	HK355,290
2018	+US\$242	HK188,760	2009	+US\$428.00	HK 333,840	2018	+US\$239	HK186,420
2017	+US\$264.5	HK 206,310	2008	+US\$386.00	HK 301,800	2017	+US\$277.5	HK222,690
2016	+US\$340.00	HK 268,320	2007	+US\$266.40	HK 207,792	2016	+US\$273	HK 206,700
2015	+US\$51.00	HK 39,780	2006	+US\$189.00	HK 147,420	2015	+US\$413	HK 322,140
2014	+US\$83.00	HK 64,740	2005	+US\$298.50	HK 232,830	2014	+US\$233	HK 181,740
2013	+US\$189.60	HK 147,888				2013	+US\$410	HK 319,800

2021年10月

港金息口

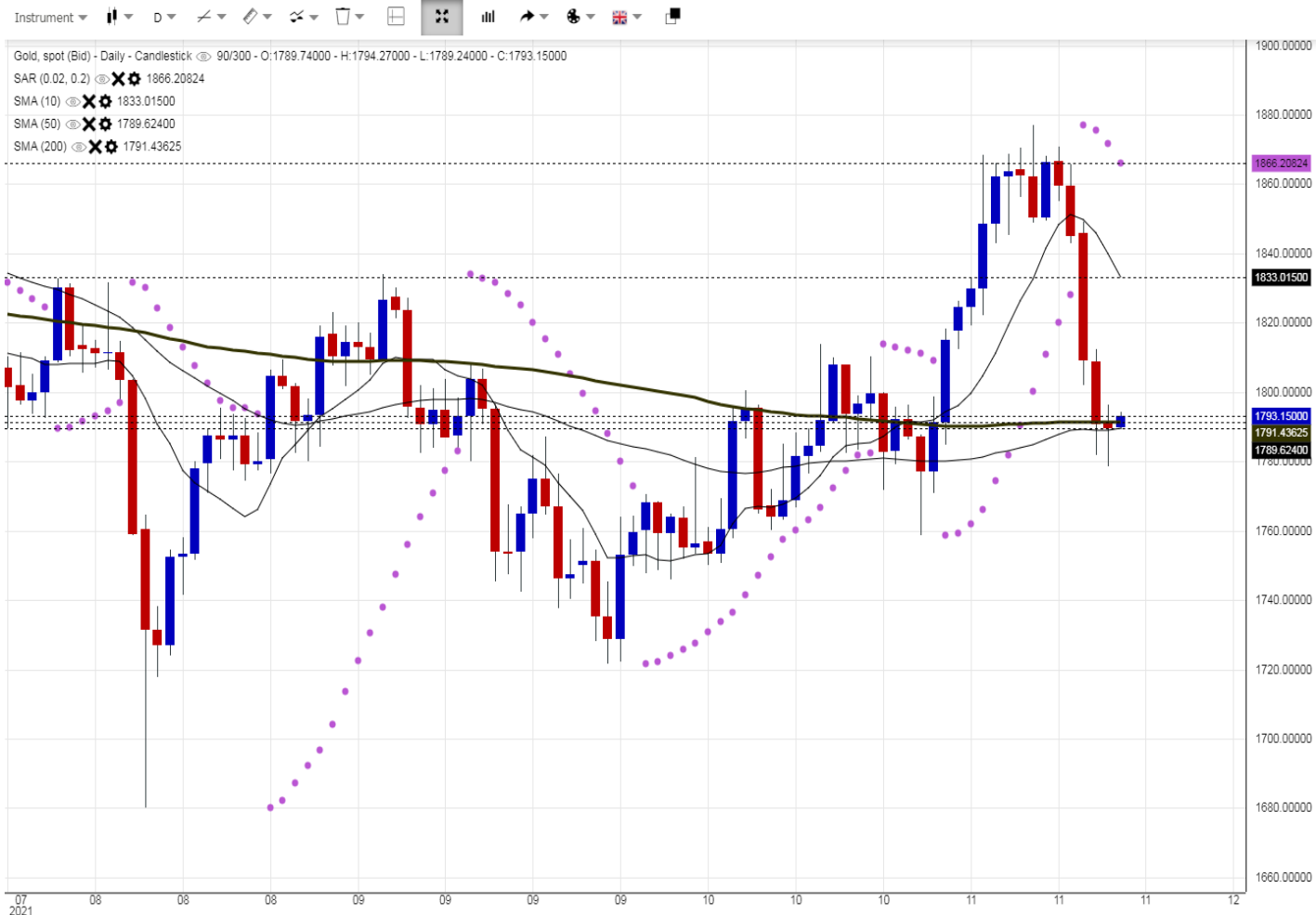
Interest of HK Tael Gold

2021年11月

1	(五)	0	11	(一)	0	21	(四)	0	1	(一)	0	11	(四)	0	21	(日)	/
2	(六)	/	12	(二)	0	22	(五)	0	2	(二)	0	12	(五)	0	22	(一)	0
3	(日)	/	13	(三)	0	23	(六)	/	3	(三)	0	13	(六)	/	23	(二)	0
4	(一)	0	14	(四)	0	24	(日)	/	4	(四)	0	14	(日)	/	24	(三)	0
5	(二)	0	15	(五)	0	25	(一)	0	5	(五)	0	15	(一)	0	25	(四)	
6	(三)	0	16	(六)	/	26	(二)	0	6	(六)	/	16	(二)	0	26	(五)	
7	(四)	0	17	(日)	/	27	(三)	0	7	(日)	/	17	(三)	0	27	(六)	/
8	(五)	0	18	(一)	0	28	(四)	0	8	(一)	0	18	(四)	0	28	(日)	/
9	(六)	/	19	(二)	0	29	(五)	0	9	(二)	0	19	(五)	0	29	(一)	
10	(日)	/	20	(三)	0	30	(六)	/	10	(三)	0	20	(六)	/	30	(二)	
						31	(日)	/									

	上日收市 Previous	開市 Opening	最高 High	最低 Low	收市 Closing
倫敦金 Local London Gold	1788.70-9.50	1788.80-9.60	1796.30-6.80	1778.40-8.90	1788.20-9.00
	上午定盤 AM Fixing	1797.30	下午定盤 PM Fixing	1789.15	
	買入利息 Buying Interest	-77.49 (-2%)	賣出利息 Selling Interest	-38.74 (-1%)	
港金 HK Tael Gold	上日收市 Previous	開市 Opening	最高 High	最低 Low	收市 Closing
	16581-16589	16582-16590	16651-16656	16586-16591	16577-16585
	買入息口 Interest	0	倉租 Rent charge	20.00	
	上日收市 Previous	開市 Opening	最高 High	最低 Low	收市 Closing
倫敦銀 Silver	23.63-23.69	23.62-23.68	23.67-23.71	23.38-23.42	23.52-23.58
	定盤 Fixing	23.815			
	買入利息 Buying Interest	-57.34 (-4.5%)	賣出利息 Selling Interest	19.11 (1.5%)	
人民幣公斤 條 Gold in Kilogram & CNY	上日收市 Previous	開市 Opening	最高 High	最低 Low	收市 Closing
	367.54-7.74	367.52-7.72	369.07-9.22	365.75-5.90	367.69-7.89
	買入利息 Buying Interest	-20.43 (-2%)	賣出利息 Selling Interest	-10.21 (-1%)	

本刊自 2015 開始被翻譯成俄羅斯文在歐洲同步發行 This bulletin is being translated into Russian since



## 重要數據 Important Indicators

Date 日期	Day 星期	HK Time 時間	Star 重要性	Place 地區	Indicator	數據	Previous 前值	Expected 預期
25/11	(四)Th			US 美國	Thanksgiving Day	感恩節		

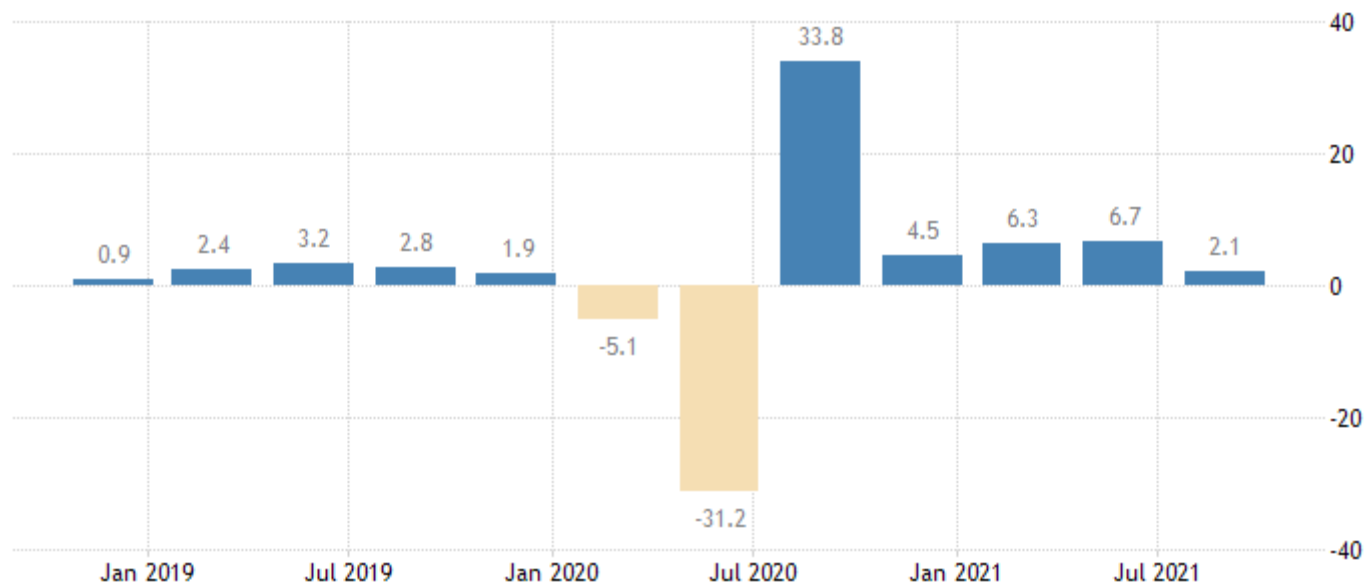
Hang Seng Index	恒指	24,669.10	-16.93	10:00HKT
Shanghai Comp	上證	3,586.74	-5.92	10:00HKT
Dow Jones	道指	35,804.38	-9.24	Closing 收市

本刊自 2015 開始被翻譯成俄羅斯文在歐洲同步發行 This bulletin is being translated into Russian since

## 經濟數據公布 Economic Indicators announced

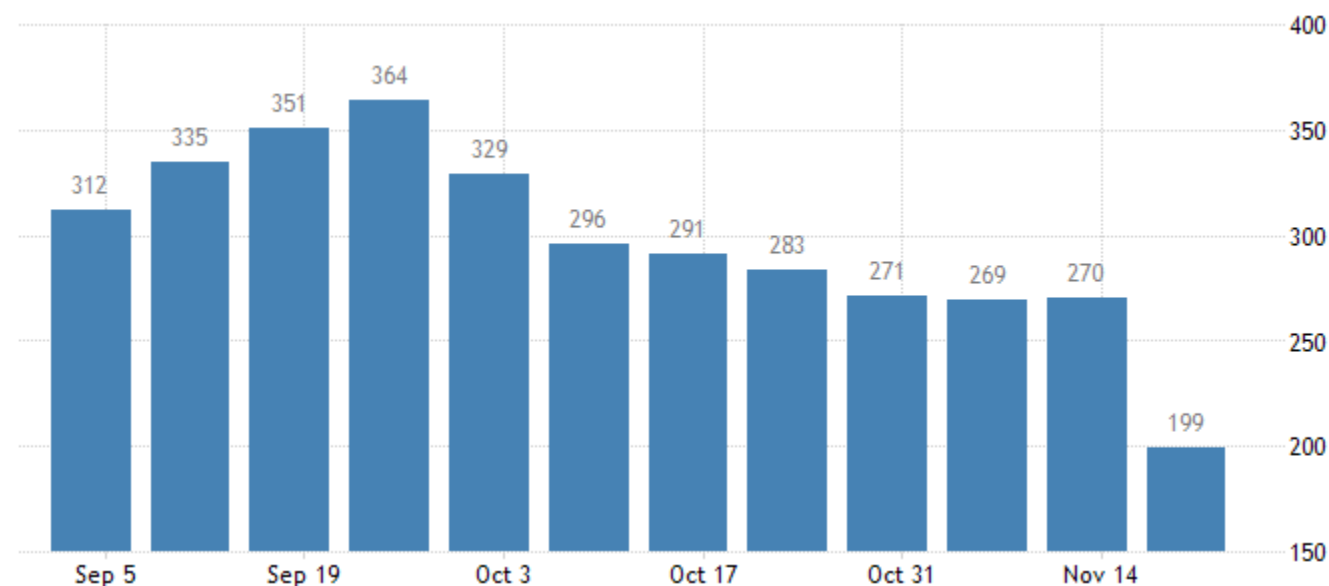
The US economy expanded an annualized 2.1% on quarter in Q3 2021, slightly higher than 2% in the advance estimate, but below forecasts of 2.2%

美國經濟在 2021 年第三季度環比增長 2.1%，略高於預先估計的 2%，但低於預測的 2.2%



The number of Americans filing new claims for unemployment benefits dropped to 199 thousand in the week ending November 20th, from a revised 270 thousand in the previous period and well below market expectations of 260 thousand. It was the lowest number since November 1969, amid strong demand for labor and ongoing economic rebound.

截至 11 月 20 日當週，美國首次申請失業救濟的人數從上一期修正後的 27 萬人降至 19.9 萬人，遠低於市場預期的 26 萬人。由於勞動力需求強勁和經濟持續反彈，這是自 1969 年 11 月以來的最低數字。



Market Comments
-----------------

## Tiding of Great Joy

Ahead of Christmas, there is tiding of great joy in the Initial Claims of the United States; on the eve of Thanksgiving it is lowered to 199K, the best since the landing of the Moon in 1969. Congratulations! It brings the price of gold to a critical moment. The latest chart statistics on Wall Street are different from those shown in textbooks and teaching websites; the set of the last century can no longer be used in today's market. The watershed between the bull market and the bear market is no longer based on a rise or fall of 20%, and the 200 or 250 average line is no longer used as the watershed. The above theories have been invalidated according to the latest statistical results and must be completely discarded! Instead, the 50-SMA crosses the 200-SMA is the watershed. However, a 5% breakthrough is required to be effective, and the price of gold is at this critical moment; whether it is a bull or a bear has yet to be determined.

There is no doubt that the US dollar has already entered a bull market, while gold has risen due to speculation. The rising trend of the US dollar and the stock market will only push down the price of gold. For the time being, we still have to wait and see watershed of bull and bear. *Place one Trading Order per day as in this bulletin, it's better than going to work for your boss; place the hedging every day, better than waiting for the Treasury to dispatch money.* Resistance levels are at 1815 and 1834; support levels are 1777 and 1760.